



FLOWER SHOP BOUQUET

LITTLE B PRODUCTS

Paper Flowers - Wildflower Petal Strips Kit (100500)
Paper Flowers - White Daisy Petal Strips Kit (100503)
Paper Flowers - Bright Mum Petal Strips Kit (100494)

12 Paper Flower styles available
in a variety of realistic petal and color options!

FLOWER SHOP BOUQUET

- Bend ½ inch of wire to create a hook on the end of the wire stem.
- Find the center strip for the first Paper Flower.
- Remove the release paper from the back of the center strip.
- Hook the wire stem on the end of the center strip.
- Twist and roll the center strip with the adhesive facing the wire stem.
- Find the Petal Strips for the first Paper Flower.
- Remove the release paper from the back of the first Petal Strip.
- Attach the end to the center you just created.
- Twist and roll up the Petal Strip.
- *Note: Create creases in the Petal Strips to add flower dimension as you twist and roll up the Petal Strips.*

OTHER SUPPLIES

Twine
Kraft Gift Wrap Paper
Wire Cutters

FLOWER SHOP BOUQUET

LITTLE B PRODUCTS

Paper Flowers - Wildflower Petal Strips Kit (100500)
Paper Flowers - White Daisy Petal Strips Kit (100503)
Paper Flowers - Bright Mum Petal Strips Kit (100494)

12 Paper Flower styles available
in a variety of realistic petal and color options!

OTHER SUPPLIES

Twine
Kraft Gift Wrap Paper
Wire Cutters


FLOWER SHOP BOUQUET cont.

- Increase the size of the first Paper Flower by adding extra Petal Strips.
- Add a few adhesive-backed leaves to your first Paper Flower.
- Fluff the center, the flower petals and the leaves to create a beautiful Paper Flower.
- Repeat the above steps to create additional Paper Flowers.
- Cut a 12 x 8 inch piece of kraft gift wrap paper. Place the Paper Flowers diagonally on the kraft gift wrap paper and roll up.
- Gather and scrunch the paper around the wire stems.
- Cut a 12 inch piece of twine and wrap the twine a couple times around the bouquet center and tie the twine into a square knot.
- *Note: There are 12 Petal Strip Kits available in a variety of flower styles and colors! Enjoy creating Simple, Fast and Beautiful Little B Paper Flowers!*


PETAL STRIP KITS

EACH KIT MAKES 6 FLOWERS!


HOW TO:



HOOK WIRE



TWIST STRIP



CREATE

LITTLE B PAPER FLOWERS

Simple. Fast. Beautiful.